

# Course MLS 131

## Breaking Down the Barriers of Affordability & Accessibility:



Credit: [Open Sources](#)



**Dr. Adelia E. Parrado-Ortiz**

Associate Professor of Spanish  
Dept. of Languages, Histories, and Cultures Studies  
College of Liberal Arts  
Bethune-Cookman University

# Purpose

- The future IS HERE!
- It is important to put into practice instructional open sources as an innovative way to integrate technology-enriched learning content in face-to-face, hybrid, and/or fully online classes.
- Students are provided with multiple resources for the learning experience.
- The World Wide Web is a great tool to enhance your teaching and transition from the textbook to the open sources materials adaptable to any of the instructional formats:
  - face-to-face
  - hybrid, and/or
  - fully online teaching.



# Spanish I & II



- MLS 131 face-to-face
- MLS 132 fully online
- The following explanation is an example of how you can design, develop, and add open sources to a foreign language course, using the [Merlot Collection](#) and other open sources.
- The examples can be adapted to all the other classes in the Foreign Languages Department.





# What to consider for the transition: Instructor



It is a process:

- Search the variety of open sources materials found in [Merlot Collection](#) and other teaching/learning websites
- adapt syllabi
- design and develop the courses
- share with faculty and get their ideas
- pilot courses (face-to-face & fully online)

# Selection of the Open Sources

How to determine which open sources to choose?

- Cover the major areas of the course by topic.

What makes it good?

- Challenging
- Effective
- Interesting



What sources do you have to consider when selecting the material?

- Movies, short clips, songs
- Social media (Facebook, instagram, snapchat, twitter, teleconferences, virtual meetings)
- Web links & internet resources for lectures, exercises, games, projects



# Deployment

Any resource you get from the World Wide Web, magazines, videos, music, movies can be integrated into your:

- Face-to-face class
- Partly web based class
- Fully Online class

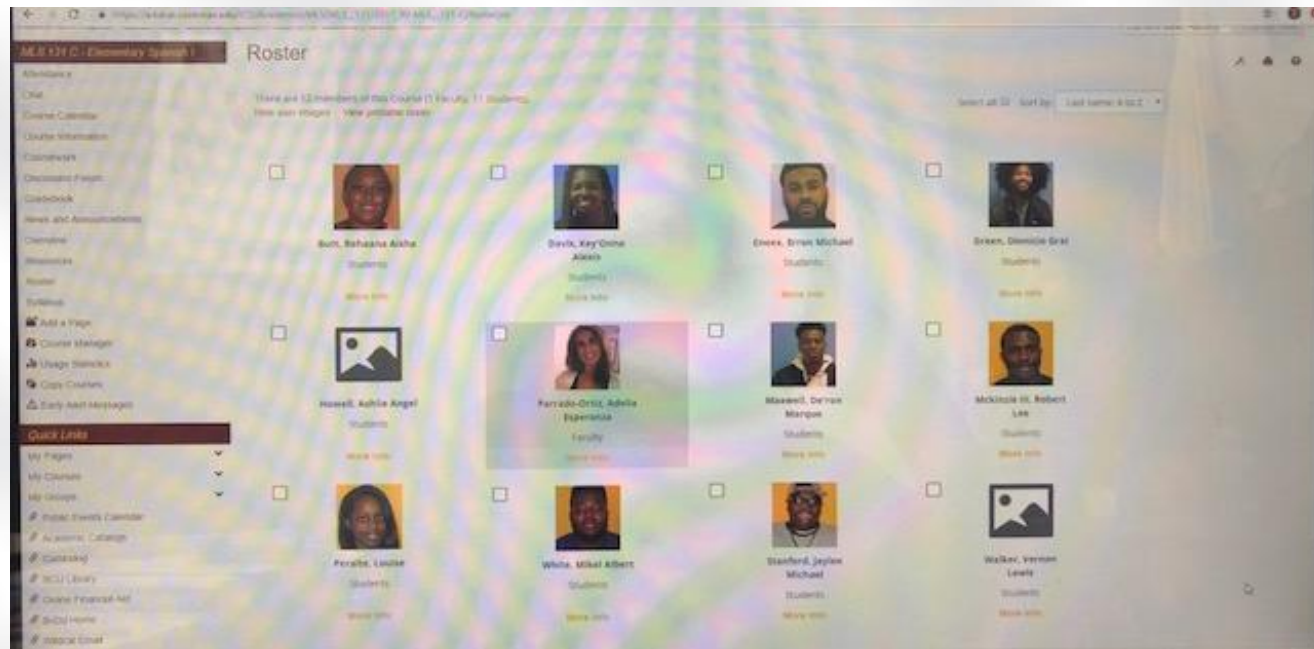




# What to consider for the transition: Collaboration with the Students

## Face-to-face (MLS 131 C)

- In my MLS 131 taught during summer subterm 2, I had a group of 11 students.
- They help me find open sources, games, videos, practice exercises, etc.
- Grade was incorporated for their collaboration in this project.



# Research & Presentation

## MLS 131 - Student: Ashlie Howell

- Students in the class take the notes while Ashlie presents and explains her topic using open sources (lecture, video & exercise):
  - Topic: nouns and adjectives: position and agreement in gender and number.



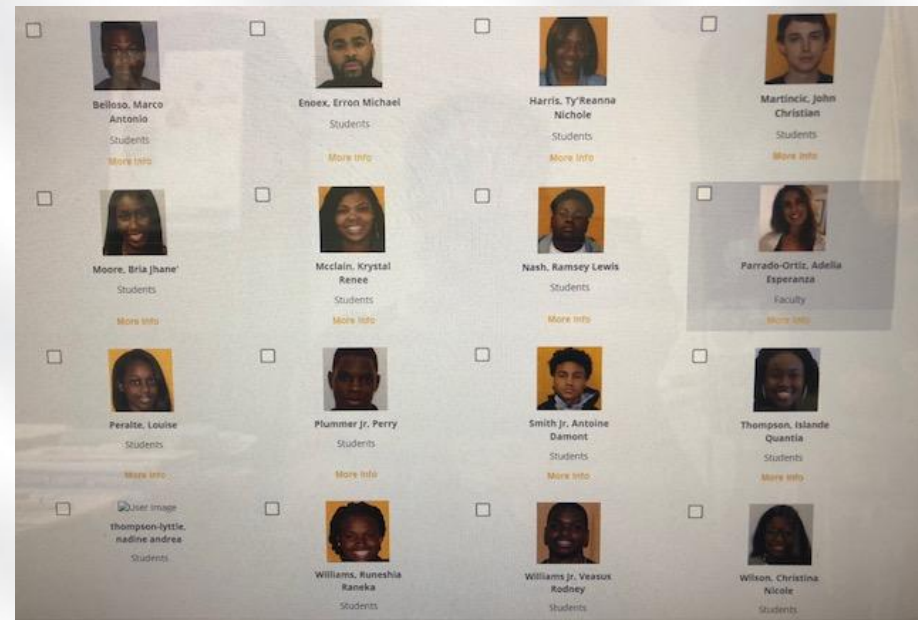
- [Explicación](#)
- [Actividad interactiva:](#)  
[Los sustantivos y los adjetivos](#)



# What to consider for the transition: Collaboration with the Students

## Fully Online (MLS 132)

- In my MLS 132 taught during this fall term 2018, I have a group of 15 students.
- These students are testing all the open sources materials chosen and adapted by me & they are giving me feedback.



# Instructor: Design and Deployment

## MLS 132 - Fully online course

### Short vocabulary & grammar tutorial videos (7 minutes max)

- Use visual cues to help students practice fill in the blanks
- Online activities
- More authentic material
- Larger varieties of speakers and accents

#### Video gramática Actividades en el tiempo libre

YouTube channel: [YouStudySpanish](#) 



Me gusta tocar la guitarra  
*(I like playing the guitar)*

[youstudyspanish.blogspot.com](http://youstudyspanish.blogspot.com)



#### Video vocabulario El fin de semana



# Ejercicio:

## Verbo “Gustar” - El tiempo libre

### Ejercicio 2:

Print, read, and complete the following spaces using el verbo “gustar” and choose the right verb from the word bank. Do not forget to send it to me via eLearning

Nombre: \_\_\_\_\_

1. Relacionar

Hacer deporte

Compartir con la familia

Ir al cine

Ver television

Jugar video juegos

Escuchar musica

Ir de compras

Leer

4. Enciarrar las silabas

2. Escribir

Mi Tiempo Libre

Mi tiempo libre

Me gusta \_\_\_\_\_

3. Completar

Escuchar, ir, ver, jugar, leer, hacer

Me gusta \_\_\_\_\_ música

Me gusta \_\_\_\_\_ de compras

Me gusta \_\_\_\_\_ la televisión

Me gusta \_\_\_\_\_ deporte

Me gusta \_\_\_\_\_ un libro

Me gusta \_\_\_\_\_ videojuegos

pra - cha - ju - com - ir - tir - ha - por - es - se - sion - gar - jue



# Activities online with OER

Choose:

- lectures (video, PowerPoint, word doc)
- Exercises
- group projects
- Forums
- virtual office hours



# Open Sources for MLS 131

## Merlot Collection & Other OERs

### Unit 0: ¡Hola!

- -Board for introductions  
<https://padlet.com/>
- - Merlot: Spanglishchat:  
<http://espanglishchat.com/>
- - Merlot: G.L.O.S.S. Global Language Online Support System:  
<http://www.dliflc.edu/global-language-online-support-system-gloss/>
- Youtube video:  
<https://www.youtube.com>

### Unit 1: ¡Bienvenidos a la clase!

- - Merlot: Spanish plans:  
<https://spanishplans.org/>
- - Handouts from Pinterest:  
<https://www.pinterest.es/pin/796011302858337992/>
- - Explanation and exercise:  
<https://www.spanishlearninglab.com/greeting-and-farewells-in-spanish/>
- Youtube videos: Saludos y despedidas video:  
<https://www.youtube.com/watch?v=GWaBQ-ZUm-c&t=11s>

# Open Sources for MLS 131

## Merlot Collection & Other OERs

### Unit 2: En casa

- - LinkedIn Learning:  
[https://www.slideshare.net/Mallicl/la-casa-71286445?qid=c80e9c3f-5c84-49c9-a12b-7f61987b4377&v=&b=&from\\_search=6](https://www.slideshare.net/Mallicl/la-casa-71286445?qid=c80e9c3f-5c84-49c9-a12b-7f61987b4377&v=&b=&from_search=6)
- - Merlot: Type it in Spanish:  
<http://spanish.typeit.org/>
- - Merlot: Spanish Language Exercises:  
<http://mld.ursinus.edu/~jarana/Ejercicios/>

### Unit 3: Mi familia

- - Merlot: La vida loca: Episodio 11: La familia de Esther:  
<http://www.bbc.co.uk/languages/spanish/mividaloca/ep11/>
- - Merlot: Songs for Teaching: Es mi familia:  
<http://www.songsforteaching.com/spanish/childrensmusiclyrics/esmifamilia.htm>
- Youtube video:  
<https://www.youtube.com>



# Open Sources for MLS 131

## Merlot Collection & Other OERs

### Unit 4: El día a día

- - Merlot: Spanish Proficiency Exercises:

<http://www.laits.utexas.edu/spe/index.html>

- - Merlot: Spanish by countries:  
<http://langmedia.fivecolleges.edu/combined-lbc-topics/65>


- - Merlot: Mis cositas:  
<http://www.miscositas.com/cuentos.html>

### End of the Semester Individual Oral Final Project Presentation:

- - Merlot: The Mixxer:

<https://www.language-exchanges.org/>

- Merlot : Spanish Language & Cultura by Barbara Kuczun Nelson:  
<http://personal.colby.edu/personal/b/bknelson/SLC/>



# Other Open Sources for MLS 131

I will be using other websites like:

- - [Socrative](#): for surveys, short quizzes with instant results.
- - [Quizlet](#): for review and assessment.
- - [Duolingo](#): Games to review
- - [ClassDojo](#): communication with other learners.
- - [Kahoot](#): to review by competing, playing while learning.
- - [Voki](#): to create avatars and tell stories
- - [Infographic](#): for creative writing and to introduce units.
- - [Google Hangouts](#): For private and group communication.

AND MANY MORE...

The collage includes several elements:

- ¿ QUE ES SOCRATIVE?** : A yellow box with a red toolbox icon. Text: "Socrative es una herramienta para evaluar a los estudiantes a través de ejercicios y juegos, ofrece una alternativa al uso de los dispositivos móviles en el aula ya que los alumnos utilizan estos para solucionar los problemas que el profesor propone."
- Social Media**: A green box with icons for Facebook, Twitter, YouTube, Instagram, Snapchat, and WhatsApp.
- RETOCA TU VOKI**: A purple box with a screenshot of the Voki interface. Text: "Fase 3. Seleccionar presentación", "Opción 1", "Selecciona un Background o fondo. Pueden ser fijos o dinámicos. Utiliza tu creatividad y combina el avatar con un ambiente especial.", "Nota: hacer click en para guardar cambios y seguir al siguiente paso."
- Infographic**: A green infographic with 8 steps: 1. Selecciona tus palabras clave adecuadamente, 2. Genera contenido frecuentemente, 3. Es importante crear contenido de calidad, 4. Optimiza el contenido, 5. Vigila a tu competencia, 6. Incrementa la popularidad de tu web en Internet, 7. Crea señales sociales.
- Kahoot!**: A screenshot of a Kahoot! quiz titled "Q2 ¿Cómo se dice 'We eat lunch' en español?". The timer is 27 seconds. The question is "¿Cómo se dice 'We eat lunch' en español?". The options are: almuerzas, almuerzo, almuerzan, and almorzamos. The correct answer is "almuerzo".
- Game-pics**: A screenshot of a game titled "Game-pics: 3556666". It shows a 2x2 grid of colored squares (red, blue, yellow, green) with geometric shapes (triangle, circle, square, diamond) inside them.

# Outcomes

- Face-to-face, hybrid, and/or fully online sections can take advantage of the open sources extensive material
- Master courses available as templates.
- Course management simplifies:
  - Students benefit because the teaching materials are free.
  - Course materials are available any time, any place.
  - There is not obstacle in the the teaching and learning process.
- Open the idea to other courses to be designed and offered.





# Questions and Contact Information



**Dr. Adelia Parrado-Ortiz**  
**Associate Professor of Spanish**  
**Bethune-Cookman University**  
**1(305)-978-6438**

[ortiza@cookman.edu](mailto:ortiza@cookman.edu)

